

# FREAK STRENGTH



OLD SCHOOL TRAINING FOR  
FREAKISH GAINS IN STRENGTH!

[UNDERGROUNDSTRENGTHCOACH.COM](http://UNDERGROUNDSTRENGTHCOACH.COM)

# NO B.S. Underground Strength Training Secrets for Developing Freak Strength and Rugged Muscle, Even Under Crappy Conditions!

If you want to get brutally strong and powerful as well as having the look of thick, dense muscle then [it's time to train Underground](#). Many decades and even centuries ago the greatest lifters and most dominant athletes looked strong AND actually were brutally strong! They were what we would call "All Show and ALL Go!"

Nowadays too many people look strong but can't perform with high levels of strength and power. And if they are strong, their strength has no endurance, it lasts only a few minutes or maybe only one minute, and no more. This is what happens when you follow pretty workouts that revolve around high tech equipment, isolation movements and going for the "pump".


The simple fact is that training is supposed to be hard and the human body is supposed to be strong, there are no two ways about these facts.

In this special report you're going to learn that it doesn't take anything fancy to develop the look of a Gladiator while being just as strong! Show me someone who is satisfied with their strength and they are likely satisfied with everything else around them far too easily.

The men of the "golden era" lifted anything that would yield results in strength and muscle gains:

- stones
- heavy barbells lifts with two hands and one hand
- heavy kettlebells
- climbing rope
- pressing & rowing heavy thick handle dumbbells from all angles
- Focused on ground based lifts (very little was performed lying down and nothing was performed sitting down, unlike many of today's "popular" programs)
- Partner gymnastics based movements, acrobatics, hand balancing and ring training

These men also trained with higher volume and frequency than what many are accustomed to today. The difference was that back then, the choices of exercises were not many, so they practiced the compound lifts very often, and because they practiced so often, they gained GREAT skill (i.e. STRENGTH) in these lifts.



**Above, Alan Mead, circa 1924. Alan lost his leg in WW I and decided to take action by lifting heavy as his method of recovery where most people would have made excuses and given up! There are NO excuses for modern day Gladiators!**

These lifts were ALL compound lifts and packed on slabs of rugged muscle very quickly. Because these men practiced these basic lifts regularly, they also had high work capacity, which is what most people lack today.

When an athlete begins training at The Underground Strength Gym in Edison, NJ, we build them up to handling heavy weights for more than just one set. We don't want your body shutting down on you when you need it to work. The right style of training will promote physical and mental toughness.

With regards to volume, the men of The Golden Era did not perform many different movements, instead, they performed 1 - 4 movements per workout, and worked their ass off on each movement.

Variety is great for stimulating the mind and body and it is a necessary aspect of improvement. With too little variety, your body adapts to the stimuli and progress slows.

But, what the men of The Golden Era did to combat their lack of variety was to constantly strive to break PR's (Personal Records). Because they always got stronger, they consistently added muscle. Unlike many of today's men who work out and avoid the intensity required to break records, these men moved weights that shock many of the most advanced lifter's of today.

Don't think for one second that you need a fancy place to train at or fancy equipment to train with. I started out in my parent's garage which was FREEZING cold and all I had was a crappy 300 lb Olympic set from Costco, a pair of 50 & 100 lb DB's and a gun rack which I used for squatting.

I used an old tool box to elevate the flat bench for incline dumbbell benching.

But damn did I get strong as heck and I packed on rugged muscle faster than ever before in that tight space in my Dad's garage, all because I was limited to going heavy and basics only! I am using the word "limited" loosely here, these were great "limits" to have!

On the weekends, I would take a trip to a different gym to change things up a bit. One weekend I was training at a Gold's Gym, and the kid at the front counter started chatting with me after my workout as he wondered where I trained since he never saw me before.

When I told him I train at home in my garage his jaw dropped! He asked how I got so big training in a garage! I told him all about the need for basics, heavy weights and intensity. This kid was a wrestler, and he got to talking about his workouts at this fancy Gold's Gym (I wish the original Gold's Venice was the norm for gyms of today). His workouts revolved around all the machines and fancy equipment in that joint.

**BIG MISTAKE!**

Movements that had him sitting down and lying down were common place for his training. I started chatting with him about [George Hackenschmidt](#), the great wrestler who was also incredibly strong, even at the young age of 19. We spoke about heavy Olympic lifting, heavy ground based lifts and overhead presses. His eyes lit up and we mapped out a simple Underground program that had him training three days a week.



**Above, George Hackenschmidt, The Russian Lion, sporting a seriously rugged physique!**

Back then I was still bodybuilding and using a split workout template. But, I was training more like a power - bodybuilder. Nevertheless, the program I was following was working BIG time and I kept getting stronger and bigger.

In addition, I was coaching wrestling at the time and had no problem wrestling with other athletes without resting. The greater strength developments I gained resulted in improved strength endurance, which was something I never had before (back when I was doing the traditional gym workouts).

**Let's take a look at my old school power - bodybuilding split workout from the garage days:**

#### **Day 1: Shoulders, Arms**

- 1) BB hang clean 4 - 5 x 3 - 5 reps
- 2) 1 arm DB laterals (heavy) 2 - 3 x 6 - 12 each

- 3) bent over DB laterals 2 - 3 x 6 - 12 reps
- 4) BB shrugs 2 - 3 x 15 - 20 reps
- 5A) BB cheat curls 3 x 5 - 10 reps
- 5B) lying DB extensions 3 x 5 - 12 reps

### **Day 2: Legs**

- 1) BB back squat worked up to 2 x 12 - 20 reps (I only had 300 lbs so the reps were higher than normal)
- 2) DB lunge variations 3 x 6 - 10 each
- 3) BB RDL 2 - 3 x 10 - 20 reps

### **Day 3: Chest & Back**

- 1A) Flat Bench Press - work up to 2 x 3 - 5 reps
- 1B) 1 arm DB rows - 1 warm up set at 50 lbs, then all remaining sets at 100 lbs for 15 - 20 reps each arm
- 2A) Incline DB bench 3 x 5 - 10 reps
- 2B) bent over BB row 3 x 5 - 10 reps
- 3A) incline or flat DB flys 2 x 6 - 10 reps
- 3B) feet elevated push ups 2 x max reps

At the end or beginning of each workout I worked abs and / or calves. I also hit the forearms with some traditional wrist curls at the end of upper body days. Here and there I would throw in some DB curls and close grip benching for the arms, but not too often.



I was trying to mimic the way George trained at the old YMCA but I enjoyed the variety of several movements as opposed to working one or two movements over and over. I never rested much between sets which was great for improving work capacity.

George was a beast of a man I used to train alongside at the OLD Metuchen, NJ YMCA. Back then, the Y was the typical golden era style gym: lots of york plates and round head dumbbells, dip bars, pull up bars, a york isometric rack and plenty of benches. What a gem this place was. It's a shame it had to go.

George used to train movements, not muscle groups. He would perform 1 or 2 exercises per workout for endless sets, I noticed his time spent on the movements. It was typical for George the Beast to train one movement for 45 minutes such as the Romanian dead lift (RDL), the bench press, weighted dips, barbell cheat curls, etc. What a freak this guy was, built like solid rock! And bot was he in shape, he would rest 30 - 60 seconds between HEAVY sets and never stopped his intensity!

Today, someone mows the lawn and they feel exhausted the rest of the day and unable to work out. Or, they go to the beach and the rest of the day their exhausted because of the sun. Come on, that's Bull Shit! Let's see some physical and mental toughness happening again!



# FARM BOY TRAINING

In the early and mid 1900's young kids worked 12 hours or more every day on a farm performing manual labor. Nothing bad ever happened to them!

My wife's cousin grew up in Pa. and his father always had him working with him on weekends or around the house during the week, all of which required manual labor. This kid was always moving stones, cutting down trees, digging ditches, swinging a sledge hammer or axe, pushing wheel barrows and carrying sandbags or mulch. His work ethic and work capacity was second to none.

When he was working on my house, he noticed my climbing rope in the back yard hanging from the tree and he climbed up with ease using no leg assistance. He then told me I need to get a longer rope on a higher branch! This is the same kid who cut down the trees in my back yard and left me a few logs. He KNEW I would find a use for them when training my athletes and he was 100 % accurate.

We started using the logs for all our carries and lower body movements and our wrestlers benefited immensely from their use! There's something to be said for the people growing up on farms or working in tire yards / junk yards. They all seem to have that freak strength that so many others struggle for through the weight room yet never achieve.

# BASIC LIFTING

Let's take a look at the **basic lifts** you will want to incorporate on a regular basis. The extra isolation movements which will NOT be listed are simply icing on the cake and you can incorporate the isolation movements on your own with your own discretion.

## Key:

**BB = barbell**

**DB = dumbbell**

- BB hang clean & press (or push press)
- BB military press (or push press)
- BB high pull
- BB power clean or hang clean
- BB bent over row (overhand and underhand grip)
- 1 arm DB rows
- DB swings
- DB hammer cheat curls
- BB cheat curls
- 1 arm DB snatch
- 1 arm DB clean and press (or push press)
- BB back squat
- BB deadlift variations (RDL, Snatch Grip DL)
- BB or DB floor press
- Mixed grip pull ups
- Parallel bar dips

- Push Up Variations

Now, the above list is incredibly simple, but, if you chose 2-3 of the above movements for each workout and worked at them incredibly hard 3-4 x week you will develop freakish strength and a physique that will shock others!



**Bent over BB rows with a thick bar, a must have for developing a rugged and muscular back! The thick bar adds plenty to the grip!**

Sure, the list above may very well be completely different than what you are currently doing as well as what others in your gym are doing.

You will be skipping the lat pull downs, the concentration curls, the leg extensions, the seated machine presses and all the other crap exercises. It's time to train movements, NOT just exercises.

Let's hit the weights hard and heavy in the 2 - 8 range (unless performing calisthenics), and once a week perform a high rep workout with lighter weights with a rep range anywhere from 12 - 50 reps per set.

Yep, you read that correctly, all the way up to 50 reps!

High rep training can be a great catalyst for building muscle. It is also very challenging, so be mentally prepared to push through the pain zone when your muscles are screaming with fatigue.

After training hard for 2 - 3 weeks, take one week and train light but also stop your sets way before any serious intensity is required. The "holding back" will allow your mind and body to recover, and when you return to the intense training one week later, your body will have compensated and reaped the rewards of your training.

Along with quality nutrition and this "old school, Underground" style of training you will quickly begin developing a rugged physique.

Remember, we reap the rewards of our training through proper rest **and** nutrition. Part of your discipline will be resting when you may really want to train. Discipline means doing what you have to do and what is best for you, not what you want to do! What you want to do has nothing to do with what is best for you!



Above, [George Hackenschmidt](#) - known as the '[Russian Lion](#)', was a brutally strong, powerful and jacked wrestler from the early 1900's. "Hack" regularly used Russian Kettlebells, heavy barbells and dumbbells to develop dominating strength, power and a rugged body that many aspire to achieve today! Hack did this under what many today would consider sh\*\*ty conditions.

## **Travel Back in Time When Underground Training was the Norm, NOT the Rarity**

Let's take a look at some of the tools they used back in the day, which have made a comeback into today's training for many individuals, athlete or not! I must warn you though, this training takes guts and a no fear attitude! You must be

willing to push yourself and challenge yourself with heavy weights and odd objects. You'll be sore in places you never felt before.

In the end though, you will reap the rewards of Underground training which is that of obtaining a body that looks strong and powerful while performing with domination! If you think you're ready then let's get started!

## **EQUIPMENT LIST**

Below is a list of equipment that you will want to start collecting slowly for your own gym. That's right, your personal gym – not many gyms are left out there nowadays that cater to the hard core lifter who wants to train raw, in the trenches, NO BS style!

Many of the strongest, best developed physiques were developed in dungeon type gyms that are either in basements, garages or old school gyms.


Don't forget though, much of the equipment listed here can be obtained for free from junk yards, tire yards or can be made by a local welder! My suggestion is that you investigate your resources and snag the necessities for FREE, then move on and purchase toys if necessary.

### **Tractor Tires**

Tire flipping is the ultimate in full body power and strength development. Make sure you don't curl the weight up. Focus on driving into the tire with your legs while the chest presses against the tire. This will help you jump up quickly and



powerfully. Start with lighter tires to perfect your form and prep the body for future heavy loading!





The tire flip is one of the most effective movements for developing muscle in your entire body! I have routinely performed workouts that consisted only of tire flipping and sled dragging!

**Sledge Hammers** – Sledge hammers will work your grip, your core, your legs, your shoulders and cardio! It's also a great way to work in some loaded mobility training, which we can all afford to incorporate mobility work.

You can swing for high reps or time, using overhead, diagonal and side swings plus many more variations! Try 2 non stop minutes of sledge hammer training and you will develop a solid “core” and rock hard forearms!



Sledge Hammer work to the sides are great for building rotational power through the core and a great conditioning tool as well. If you have a large tire, just stand up the tire and hit against the tire.

## Carries

Anytime you can incorporate a farmer walk or carry of some sort, Do it! These movements develop tremendous overall strength and muscle size. We utilize many different carry variations but the most challenging carry is HEAVY walks with long farmer handles!

When you begin performing heavy farmer walks you'll notice how your back and legs get extremely jacked up! There isn't a muscle in your body which gets a chance to relax when you perform these walks HEAVY!



You can also carry stones, heavy sandbags, heavy DB's or any odd object you can think of, they ALL work. The slight differences add variety to your workouts, keep things fresh and keep the body off guard, which in turn spurs muscle growth and strength on a regular basis.

Too much of a good thing is never a good thing!



**Above, Judo Beast, David Ellis carries a 135 lb anvil. Required to deadlift, then carry, then squat down, no muscle is left out of this simple drill!**



**Above, wrestling with a sandbag during a long walk of heavy sandbag carries. This man's rugged physique came through all the basics, nothing fancy, lot of hard work, consistency and determination!**

## **The Barbell, KING of the Weightroom**

If you're low on funds, check E Bay or Craigs List and snag a 300 lb. used weight set! You definitely need to snag yourself a barbell of 300 lbs. or more. You don't even need a bench or power rack to get started here. Simply performing all the barbell lifts that are ground based will be plenty. If you have a training partner, he can hand you the bar for floor presses.



**Above, BB rowing in an old Dungeon like gym. I don't see anything fancy in that gym, do you?**

Squatting can be done for ultra high reps with a weight that you can press overhead and get on your back. And, I often get a lot of flack for this, but, I don't think you need to squat to develop a strong and powerful lower body.

You can perform high rep walking lunges with a BB or DB's, walking across a parking lot for extra high reps will be BRUTAL on the legs and can add tons of strength and muscle to the quads, hams and glutes!

You can also perform various deadlifts as well as the hack squat, where the BB is held behind the back. In addition, all the ground based lifting and Olympic lifting develops the legs to a great extent.

## Putting it All Together

Now that we have desissified your training, it's time to see how you can incorporate all these tools into a basic program.

**Here are a two very basic options for organizing your workouts:**

1. Perform one movement for upper body push, upper body pull and lower body with a BB or DB, finish OR start the workout with one full body movement using one of the odd object lifts listed in [The Grip Experts E Book](#) (i.e. – tire flip, sandbag or keg shouldering, etc.). Train in this fashion 3 x week on nonconsecutive days, all workouts are full body workouts.
2. Perform three workouts per week with the following split: upper body one day, lower body the next day, full body the final day. Your full body day will be ALL odd object / underground style training. Training should be performed on nonconsecutive days.

The two samples above are very general, but guess what, BIG strength and muscle comes from generalizing your strength, not isolating it!

**Here is a sample workout** from our Football crew. This crew came in and performed a full body workout with strongman lifting only. After a warm up, they performed the workout below:

- 1) Farmer Walks: 1 light, 1 medium, 1 very heavy set approx. 160 ft. per walk
- 2) Tire Flip 2 x 5 reps
- 3) Sled Drag on cement 2 x 160 ft. mixing forwards and backwards dragging

When the workout was finished, some light ab work was performed and mobility work as well.

I will always remember that hole in the wall YMCA I trained at when I was 13. There was some jacked up dudes moving enormous weights in that gym. They had very little in the way of variety but man did they look like they could knock a house down with their strength and size! Many of those lifters were influenced by the training of **The Golden Era**, so heavy basics were the common theme.

Combine some of these principles, methods and movements with what you know works for you and you will be well on your way to surpassing all the others who follow the so called “rules” of getting big and strong!

Now the rest is up to you!

Kill it!

Zach Even - Esh

<http://ZachEven-Esh.com>

**P.S. - Do you want the Ultimate Blue Print, a proven road map for developing brute strength and rugged muscle, all with [Underground Strength Training?](#) If you want it, then [Click Here Now.](#)**

# Underground Strength Coach

## Product Guide



*Underground Strength Coach* is a resource for serious performance coaches, trainers and hard-core athletes who are looking for new, innovative ways to get stronger.

Within UndergroundStrengthCoach.com you'll find a comprehensive and constantly updated collection of serious ass kicking information - all of it professionally developed for, and from, the view point of the hard core performance coach.

This is NOT watered down, fluff filled, bicep curl crap loaded membership site! This is the real deal. We're the only resource dedicated 100% to helping you find the latest, most effective training ideas. Here's just a taste of our unbeatable departments:

**Sandbags** - one of the most versatile tools of the trade for building Serious strength

**Tires** - want REAL World Strength? Try hauling and flipping tractor tires!

**Kettlebells** - we've got hard-core explosive kettlebell drills & workouts you've never seen before.

**Ropes** - forget those wimpy lat-pulldowns. Give our rope training workouts and circuits a try.

**Logs** - once you experience our log-carrying workouts, you'll never think of training without them!



**Sledge hammers** - throw away that stability ball. Sledgehammers will give you a rock solid 'core'.

**Kegs** - they're not just for drinkin' beer. Try some of our workouts using kegs for unbelievable grip strength and power!

**Old School Strength** – Discover the secrets of the REAL Strong Man from the 1950's and prior!

**Odd Objects and Much More** - we've got everything related to being a true 'underground' strength coach. Car pushing, stones, and too much to list here.

## **How about HUNDREDS of never seen before Video footage & a FREE Monthly, Underground Teleseminar!?!?**

You're going have to see what it's all about for yourself at

<http://UndergroundStrengthCoach.com>

Here are some of our exclusive features, for Underground Strength Coach members only:

- **Private, Ego FREE Discussion Forum** moderated by our Contributors & Advisors loaded with awesome information and other friendly Underground members willing to share information openly and freely
- Unlimited Access to our **program vault**: Detailed, professionally created training programs featuring exact exercise progressions, sets and reps!
- Our searchable **resource library** featuring killer how-to articles
- The **Underground video library** with live footage of training and never seen before exercises
- **Hundreds of Execises** using sandbags, bodyweight, tires, sledgehammers, kettlebells and more
- Regularly scheduled Members Only TeleSeminars on special topics with special guests
- **Audio interrogations** with recognized industry experts
- **Special product discounts** for members only

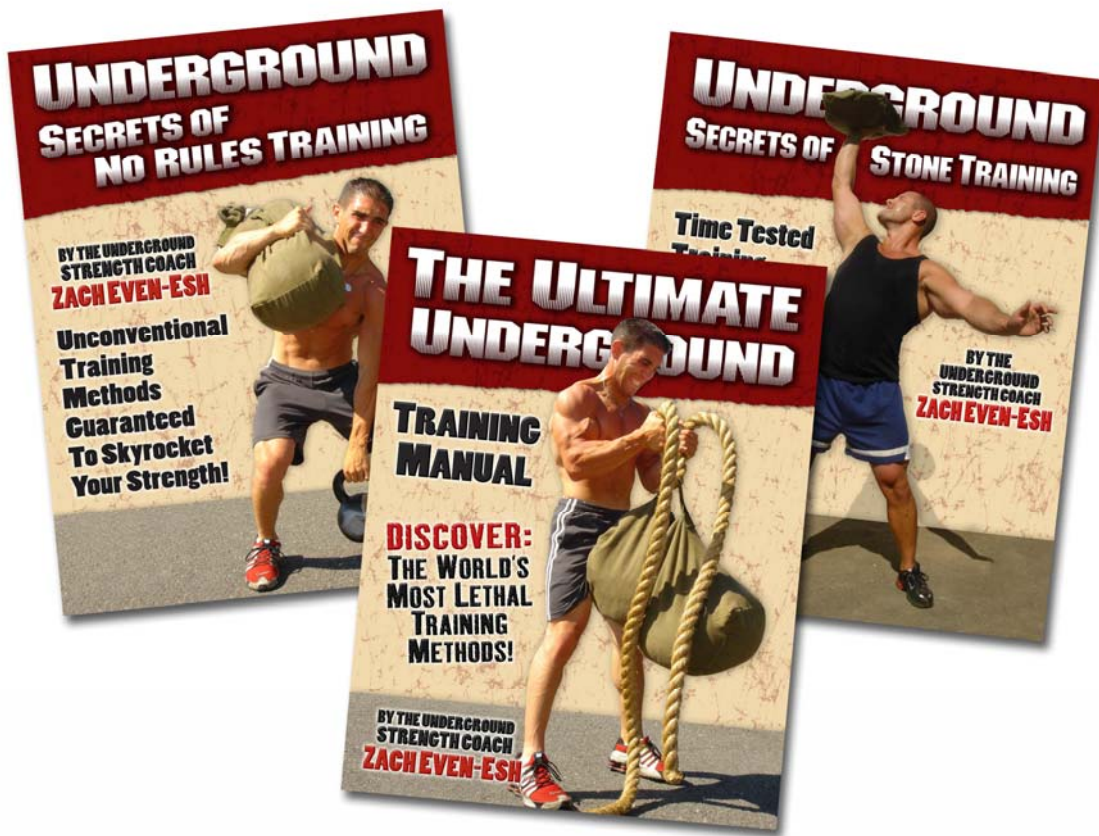
- And much, much more

When sold individually, just a small portion of our exclusive member programs sell for hundreds of dollars. Receive it all now for either \$12.95!

Subscribing now guarantees that you'll immediately receive access to all of the latest and greatest unconventional training methods, programs, articles and even discussion forums! Once you become a part of the Underground Strength Coach revolution, you'll be hooked on this incredible way to train!

TO BECOME A MEMBER go to <http://UndergroundStrengthCoach.com> Now!

## The Ultimate Underground Strength Kit



<http://UndergroundStrengthKit.com>

Inside of the Ultimate Underground Strength Kit you will find three manuals, one DVD and 4 audio interrogations on CD – all giving you hard hitting, in your face, Underground information that will skyrocket your own physical appearance and strengths as well as those you train!

This is my masterpiece! I unleash it all in this ass kicking product and you will see what I REALLY do when I train myself and others. These methods have proven time and again to over deliver freakish results in strength, muscle gains, speed and power!

Here's the details of what you're about to get your hands on:

© <http://ZachEven-Esh.com>

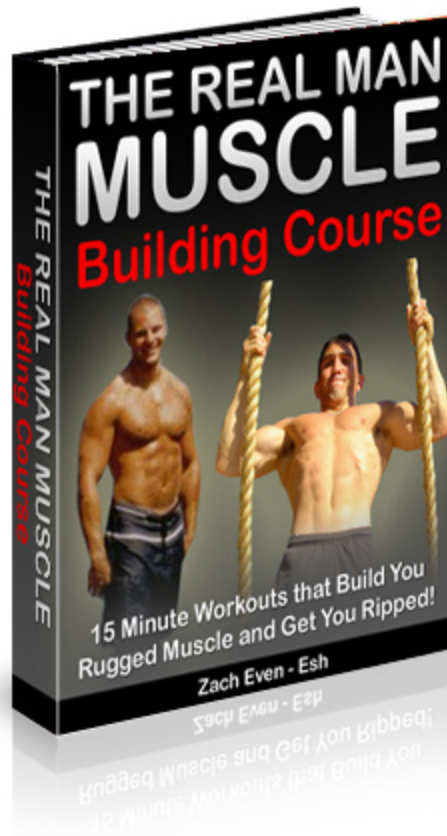
- ✓ The Underground Training Manual
- ✓ Underground Secrets of No Rules Training Manual
- ✓ Underground Secrets of Stone Training Manual
- ✓ The Underground Sled Training DVD
- ✓ Audio Interrogation with Joe DeFranco on CD
- ✓ Audio Interrogation with Ethan Reeve on CD
- ✓ Audio Interrogation with Jim Wendler on CD
- ✓ Audio Interrogation with Jim “Smitty” Smith of The Diesel Crew on CD

No where else will you find a product so jam packed with such amazingly powerful information for improving your performance and building muscle beyond belief!

To discover the secrets behind my success go to <http://undergroundstrengthkit.com> NOW!

**Or...Get the Downloadable Course with ALL the bells and whistles at <http://UndergroundStrengthManual.com> – This course will Freak you out, it’s that incredibly powerful!**

## REAL Man Muscle Building System



The definitive guide for busy men who want to discover the fitness methods guaranteed to sculpt their body into rock solid REAL Men!

I have been using this program for years with my own busy schedule and it has proven to bring serious results in fat loss, muscle building and I feel great!

You will find no nonsense information on how to use short workouts with minimal equipment while also getting a boat load of bonuses and FREE workouts!

How would you like to get all this in one?

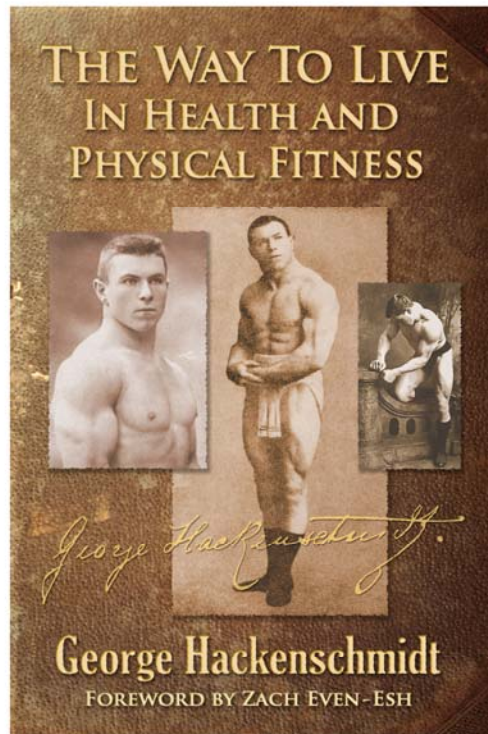
- The REAL Man Fitness E Book

- The REAL Man Fitness Exercise Index – countless photos with detailed descriptions of each movement, giving you easy access to what movements you should choose to develop the rock solid body you want.
- The One Year REAL Man Fitness Blue Print – one year of workouts that last 15 minutes or less! You don't need to do any planning, it's all written out for you, ready for action so you can begin getting results in your first week!
- A two part audio interrogation with world renowned performance and fat loss coach, Alwyn Cosgrove
- Audio interrogation with world renowned nutrition coach Dr. Chris Mohr
- Time crunched muscle building workouts
- **No expensive equipment or even the need to go to a gym. All you need are dumbbells and bodyweight these workouts will test your limits, pack on muscle and shred body fat faster than any gym workout you've experienced.**

If you're a busy man then this e book will be THE answer you've been waiting for. Not only do you receive cutting edge fitness training information so you can sculpt your body, but you'll also find my most powerful time management and psychological tools that I have been using for years which have skyrocketed my success and happiness.

This e book can do the same for you, if you act now! Go to <http://REALManMuscle.com> and experience the power!

## **Russian Lion Power Course**



## **Russian Lion Power Course**

Uncovered from the early 1900's is The Russian Lion Fitness Course. This ancient gem combined with my comments and powerful information will get you on the fast track towards physical and mental strength and success!

This book is jam packed with such amazing information for REAL Men that you will NOT be able to put this book down! Without a doubt this is one of the most powerful books I have ever read and you will feel the same! The Bonuses will only make this amazing products that much more powerful!






<http://PicnicTableWorkout.com>

- The ultimate low budget fitness training tool that delivers BIG results in fat burning and muscle building
- Excellent for convenient and highly effective workouts
- Over 30 workouts available for you to follow, step by step, guaranteed to build muscle and burn fat immediately!
- Bonus audio interview with Ryan Lee

## [The Jungle Gym 2](#)



- Take your Jungle Gym anywhere you go
- Highly versatile for the upper body
- Perform endless pulling, pushing and abdominal exercises

[Click HERE to get your Jungle Gym NOW!](#)

## [The Power Wheel](#)



The Ultimate Upper Body and Core training device that will shred your abs and help you develop a set of 6 pack abs in no time!

[In addition to the power wheel you will receive your FREE instructional DVD and Manual \(valued at \\$ 39\)!](#)

- Develop a rock hard upper body with the creative and challenging upper body exercises
- **Attack your core and upper body muscles like never before! Free weights will never work your body the way the power wheel does!**
- Develop six pack abs faster than ever before! These abdominal exercises pack on lean muscle faster than traditional core training movements!
- Extremely versatile for core and upper body training. You're going to love these unique movements that can not be done with free weights or in a traditional gym setting!

- **Allows you to get a complete upper body and core workout in only a few minutes! Perfect for the busy man!**

[Click HERE to discover all the benefits you will get once you begin using the power wheel!](#)

## TNT Power Cables



**Better Than Iron**

**for**

**Size \* Strength \* Power \* Consistency**

**Generates 0 to 240 Pounds Instantly!**

TNT is simply the most powerful resistance cable on the market. It is a 3 in 1 power cable and you can change from one cable to three in just seconds. So, if you are using the lightest cable, you can go from 30 to 60 to 90 lbs of resistance in seconds. Just as easy for the heaviest Lifeline TNT Cables - you can go from 80 to 240 lbs of resistance in seconds!

**How you can easily use the TNT Power Cables for added muscle faster than ever before!**

- The TNT came to life due to Lifeline's new patented 3 in 1 adjustable handles. These handles allow comfort and adjustability in just seconds
- Gives you endless possibilities with the most powerful, portable piece of exercise equipment ever made!

**Advantages you will get:**

- Perfect for all levels as it can grow in resistance with the progression in strength that the user makes
- Excellent for athletes as it can easily handle the extra powerful loads of resistance athletes want and need!

**TNT STANDARD** comes with three R4 5' plugged cables, two 3 in 1 Tri-Ad rotator handles and door attachment. Instruction manual by fitness expert Jon Hinds, former strength coach of the LA Clippers, will be included.

**DELUXE TNT** comes with all of the items as in the Standard unit, PLUS:

- Jogging belt 43"
- Carrying bag
- **FREE Bonus DVD:** Instruction video by fitness expert Jon Hinds (**\$ 39 value**)

**[Click HERE to get your TNT Power Cables NOW!](#)**

## [Underground Russian Kettlebells](#)

I've tried many [Kettlebells](#). Let me rephrase that, I have tried countless kettlebells! For the quality and price of these bad boys, these are the bells I roll with. They have a solid thick handle and I've had some of my bells outside in the rain for over 6 months with NO rust.

[These Kettlebells are Top Notch, Underground approved!](#)



[Get your Underground Kettlebells HERE](#)